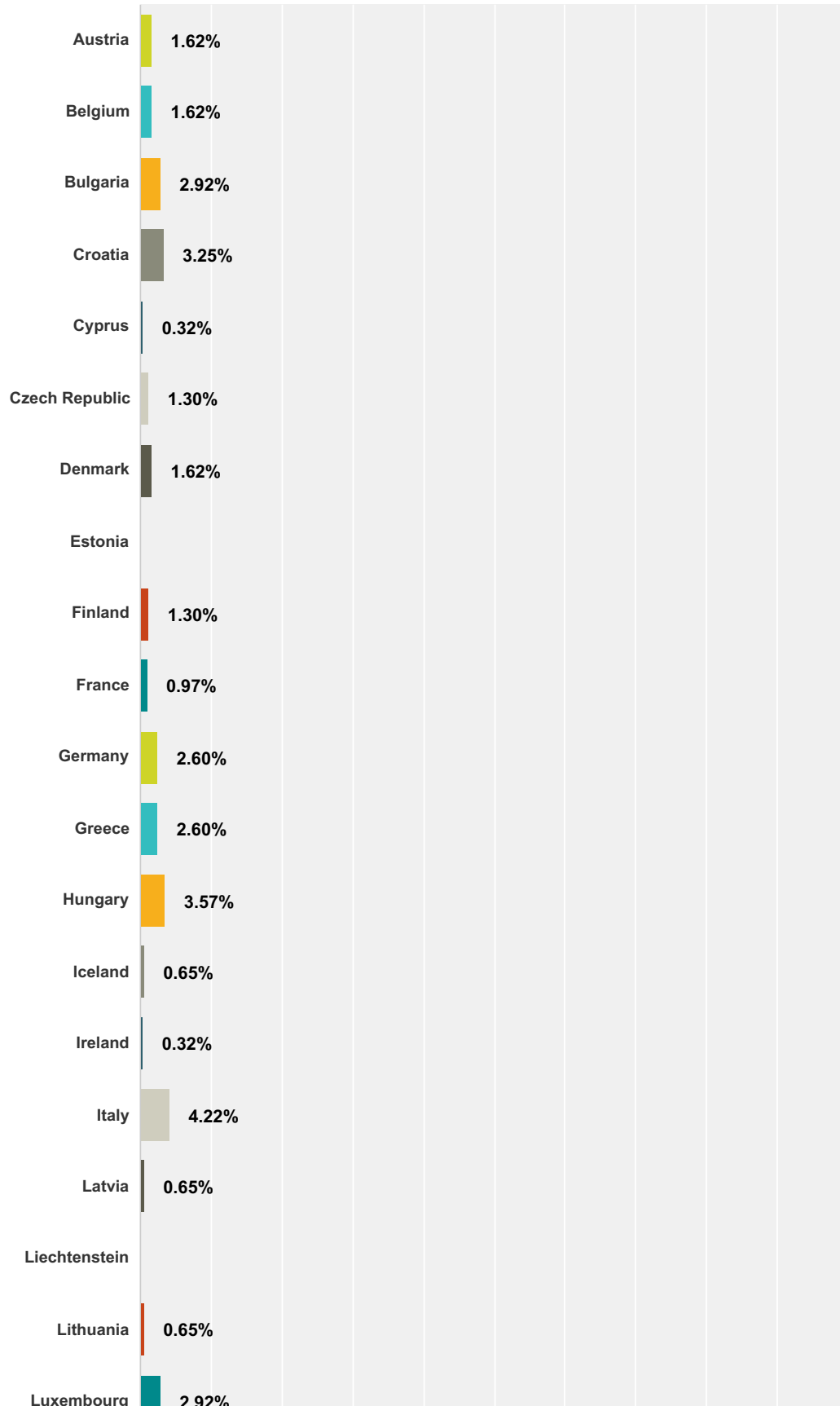
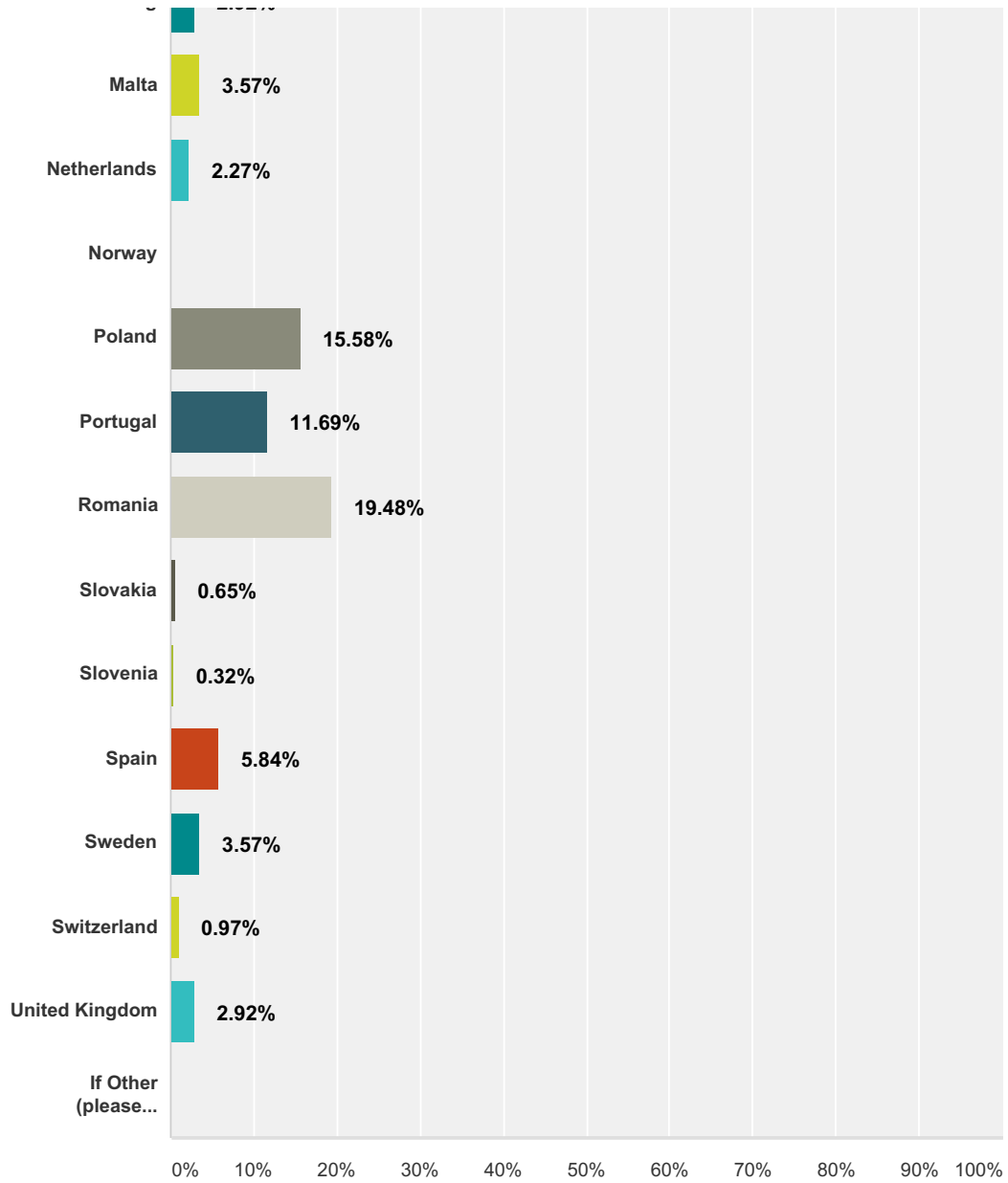


### Q1 In which country are you based?

Answered: 308 Skipped: 0



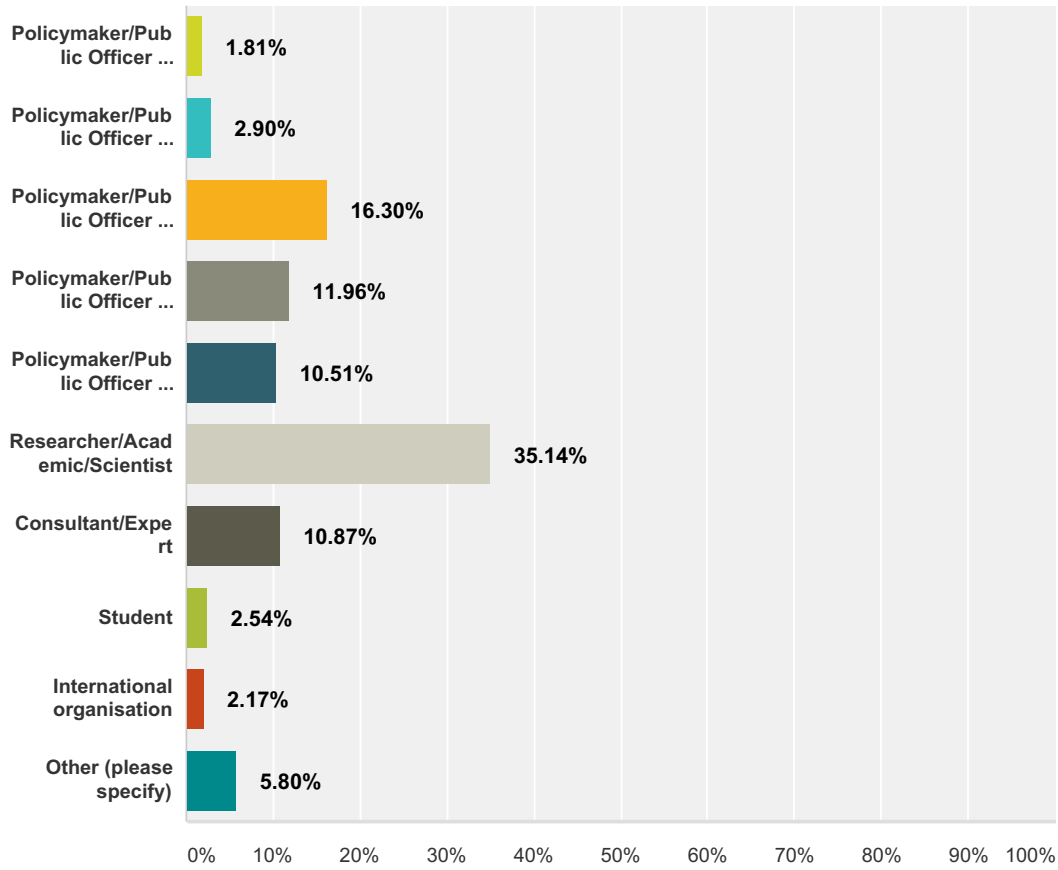


Answer Choices	Responses
Austria	1.62% 5
Belgium	1.62% 5
Bulgaria	2.92% 9
Croatia	3.25% 10
Cyprus	0.32% 1
Czech Republic	1.30% 4
Denmark	1.62% 5
Estonia	0.00% 0

Finland	1.30%	4
France	0.97%	3
Germany	2.60%	8
Greece	2.60%	8
Hungary	3.57%	11
Iceland	0.65%	2
Ireland	0.32%	1
Italy	4.22%	13
Latvia	0.65%	2
Liechtenstein	0.00%	0
Lithuania	0.65%	2
Luxembourg	2.92%	9
Malta	3.57%	11
Netherlands	2.27%	7
Norway	0.00%	0
Poland	15.58%	48
Portugal	11.69%	36
Romania	19.48%	60
Slovakia	0.65%	2
Slovenia	0.32%	1
Spain	5.84%	18
Sweden	3.57%	11
Switzerland	0.97%	3
United Kingdom	2.92%	9
If Other (please specify)	0.00%	0
<b>Total</b>		<b>308</b>

### Q2 Who are you?

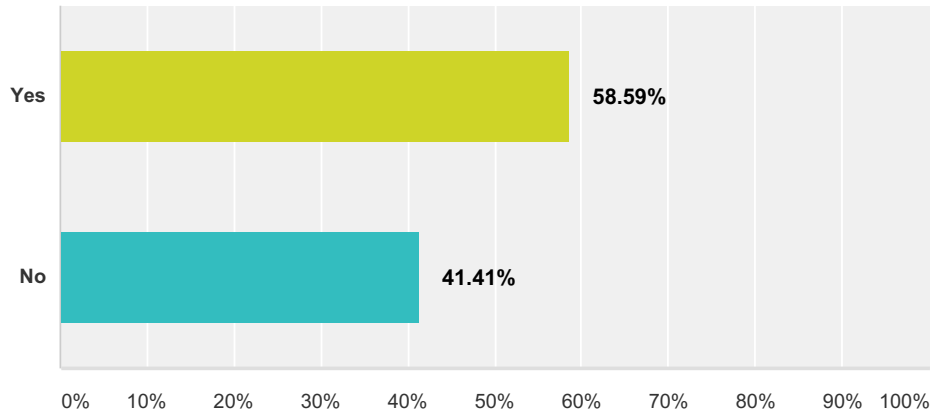
Answered: 276 Skipped: 32



Answer Choices	Responses
Policymaker/Public Officer at European level	1.81% 5
Policymaker/Public Officer at cross-border, trans-national, or macro-regional level	2.90% 8
Policymaker/Public Officer at national level	16.30% 45
Policymaker/Public Officer at regional level	11.96% 33
Policymaker/Public Officer at local level	10.51% 29
Researcher/Academic/Scientist	35.14% 97
Consultant/Expert	10.87% 30
Student	2.54% 7
International organisation	2.17% 6
Other (please specify)	5.80% 16
<b>Total</b>	<b>276</b>

**Q3 Have you ever referred to ESPON Applied Research results in the course of your work? e.g. to help develop evidence informed policy, for undertaking research etc**

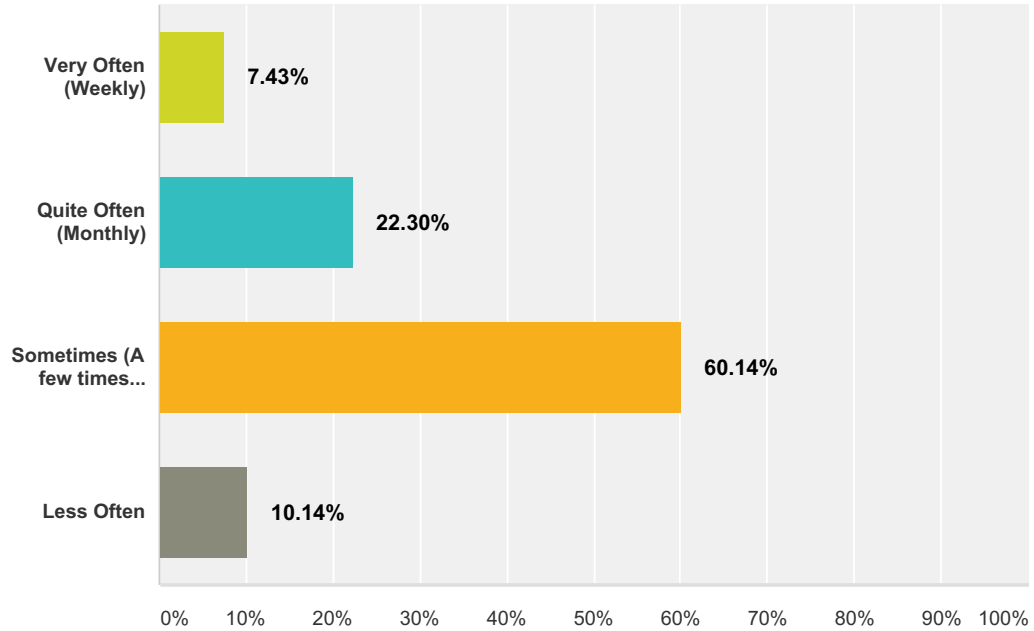
Answered: 256 Skipped: 52



Answer Choices	Responses
Yes	58.59% 150
No	41.41% 106
<b>Total</b>	<b>256</b>

### Q4 If yes, how often would you generally refer to ESPON Applied Research results in the course of your work?

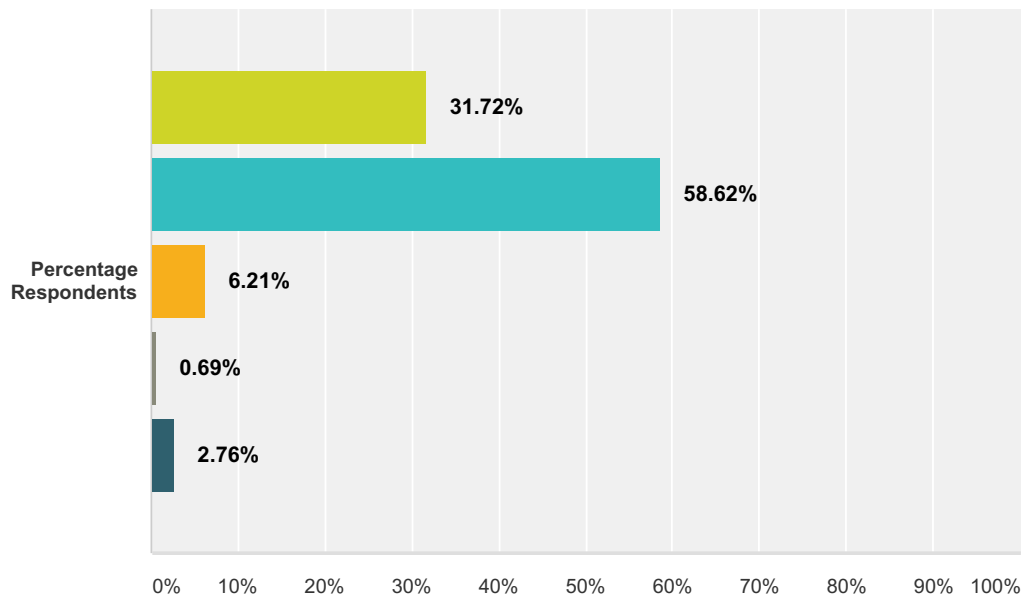
Answered: 148 Skipped: 160



Answer Choices	Responses
Very Often (Weekly)	7.43% 11
Quite Often (Monthly)	22.30% 33
Sometimes (A few times yearly)	60.14% 89
Less Often	10.14% 15
<b>Total</b>	<b>148</b>

### Q5 How useful do you find ESPON Applied Research results for your work?

Answered: 145 Skipped: 163



■ Very Useful   
 ■ Somewhat useful   
 ■ Not very useful   
 ■ Not at all useful  
■ No opinion

	Very Useful	Somewhat useful	Not very useful	Not at all useful	No opinion	Total	Weighted Average
Percentage Respondents	31.72% 46	58.62% 85	6.21% 9	0.69% 1	2.76% 4	145	3.25

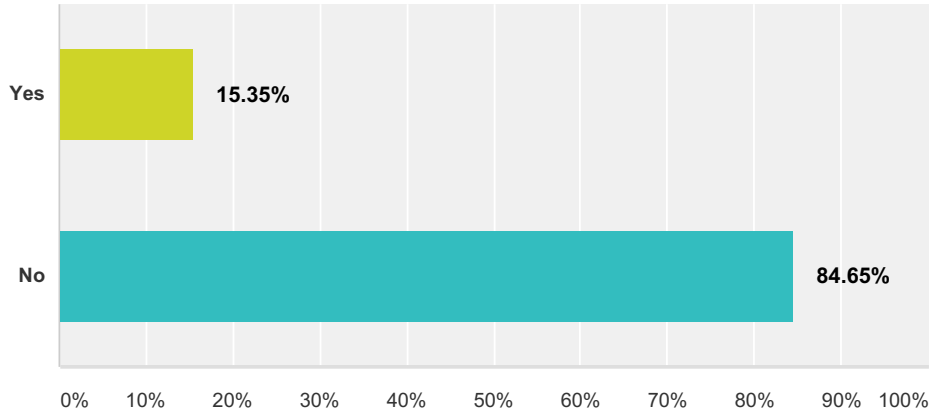
**Q6 How would you recommend the ESPON 2020 Programme to improve the usefulness of Applied Research results? (Optional)**

Answered: 50 Skipped: 258



**Q7 Have you ever been directly involved as a stakeholder in an ESPON Targeted Analysis project? e.g. as a trans-national, national, regional or local policymaker etc**

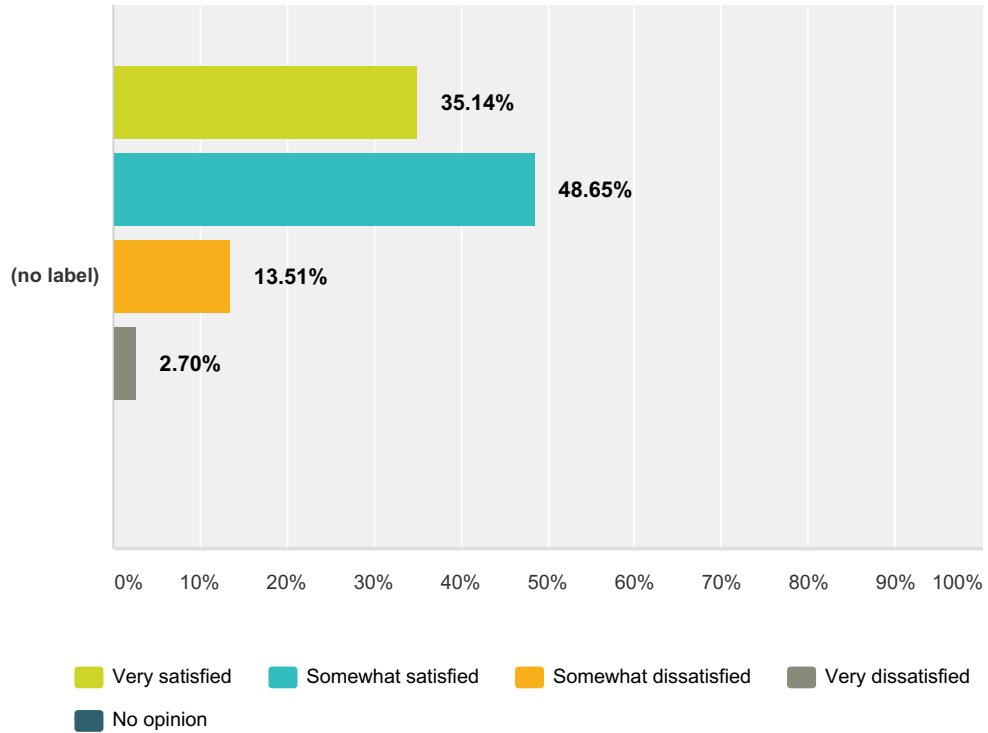
Answered: 241 Skipped: 67



Answer Choices	Responses
Yes	15.35% 37
No	84.65% 204
<b>Total</b>	<b>241</b>

### Q8 If yes, how satisfied were you with your involvement as a stakeholder in the ESPON Targeted Analysis project?

Answered: 37 Skipped: 271



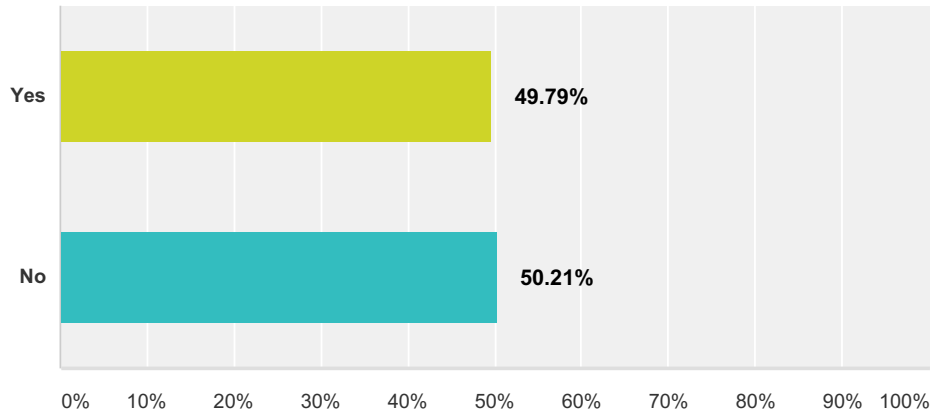
	Very satisfied	Somewhat satisfied	Somewhat dissatisfied	Very dissatisfied	No opinion	Total	Weighted Average
(no label)	35.14% 13	48.65% 18	13.51% 5	2.70% 1	0.00% 0	37	3.16

**Q9 How would you recommend the ESPON  
2020 Programme to improve Targeted  
Analysis projects for stakeholders?  
(Optional)**

Answered: 10 Skipped: 298

**Q10 Have you ever referred to ESPON Targeted Analysis project results in the course of your work? e.g. to help develop evidence informed policy, for undertaking research etc**

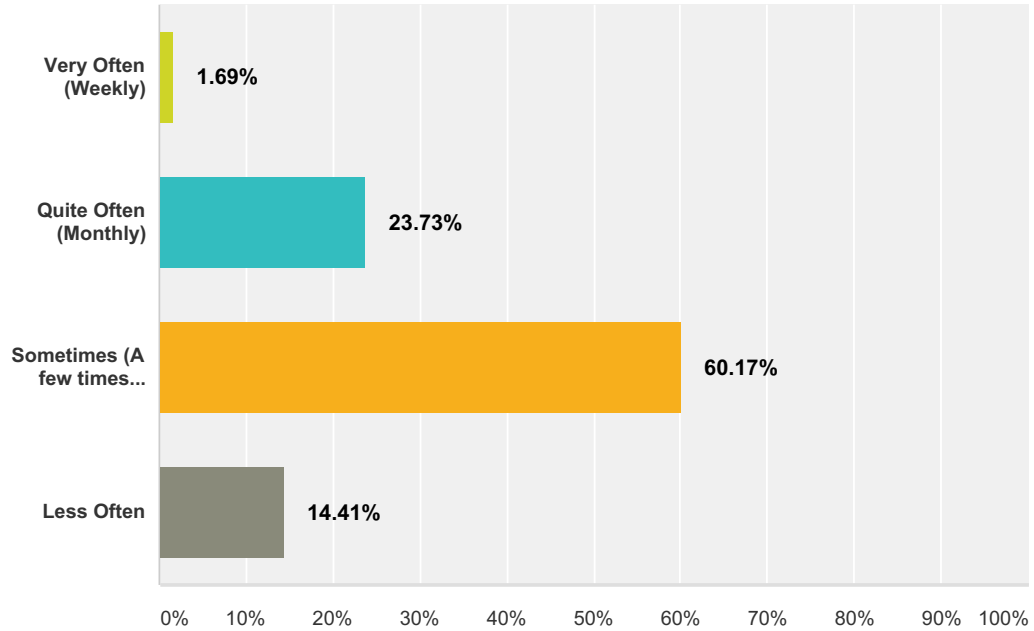
Answered: 235 Skipped: 73



Answer Choices	Responses
Yes	49.79% 117
No	50.21% 118
<b>Total</b>	<b>235</b>

### Q11 If yes, how often would you generally refer to ESPON Targeted Analysis project results in the course of your work?

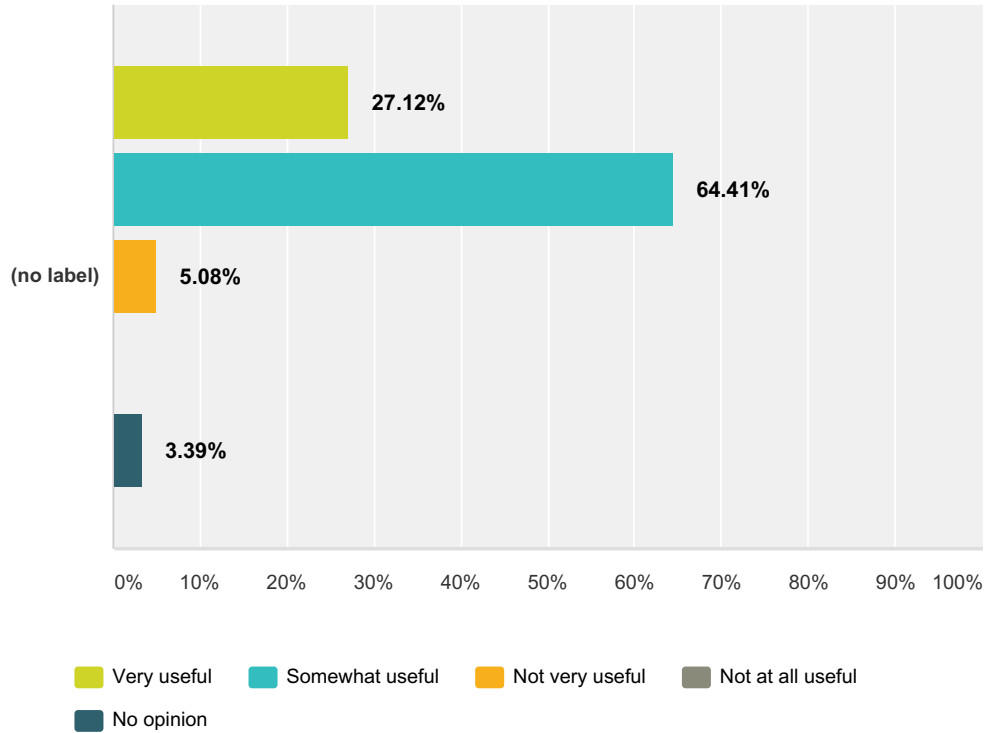
Answered: 118 Skipped: 190



Answer Choices	Responses
Very Often (Weekly)	1.69% 2
Quite Often (Monthly)	23.73% 28
Sometimes (A few times yearly)	60.17% 71
Less Often	14.41% 17
<b>Total</b>	<b>118</b>

### Q12 How useful do you find ESPON Targeted Analysis project results for your work?

Answered: 118 Skipped: 190



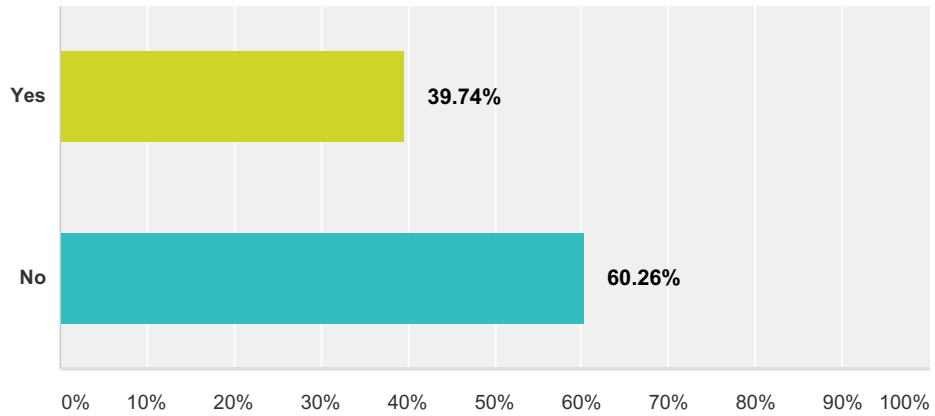
	Very useful	Somewhat useful	Not very useful	Not at all useful	No opinion	Total	Weighted Average
(no label)	27.12% 32	64.41% 76	5.08% 6	0.00% 0	3.39% 4	118	3.23

**Q13 How would you recommend the ESPON 2020 Programme to improve the usefulness of Targeted Analysis project results? (Optional)**

Answered: 28 Skipped: 280

**Q14 Have you ever referred to ESPON online tools in the course of your work? e.g. to help develop evidence informed policy, for undertaking research etc**

Answered: 229 Skipped: 79

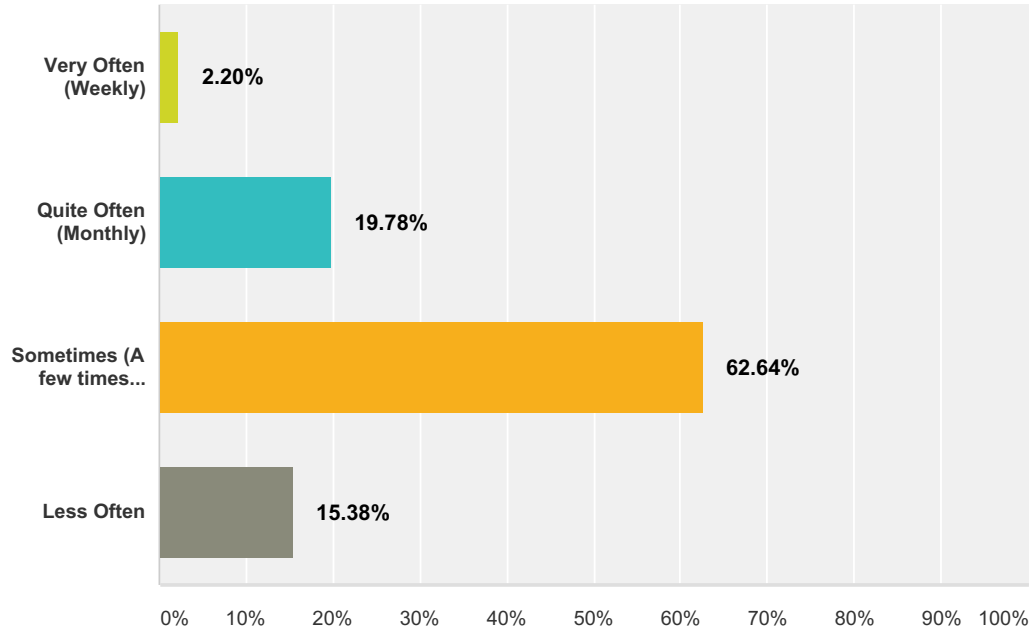


Answer Choices	Responses
Yes	39.74% 91
No	60.26% 138
<b>Total</b>	<b>229</b>



### Q15 If yes, how often would you generally refer to ESPON online tools in the course of your work?

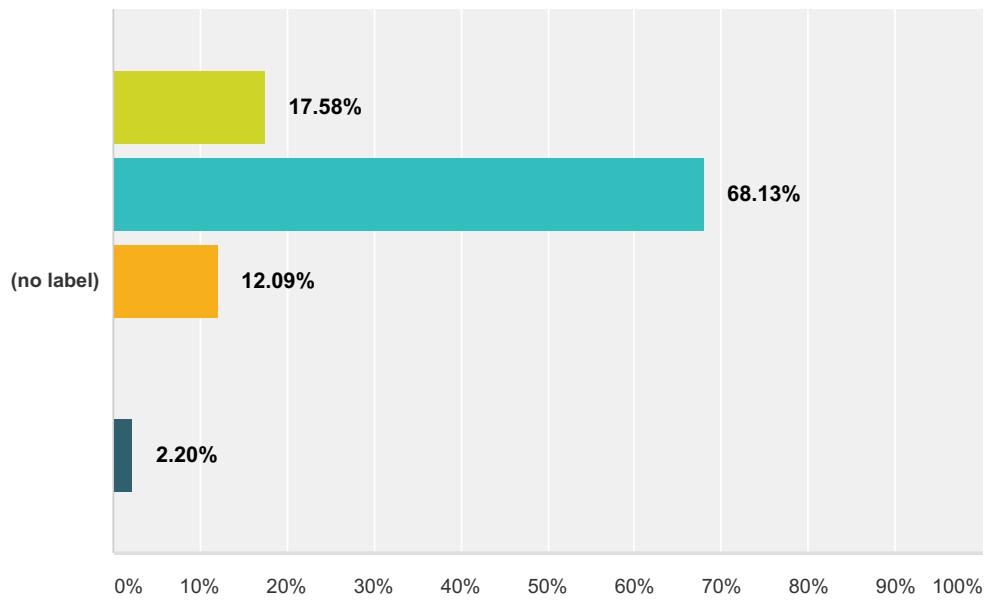
Answered: 91 Skipped: 217



Answer Choices	Responses
Very Often (Weekly)	2.20% 2
Quite Often (Monthly)	19.78% 18
Sometimes (A few times yearly)	62.64% 57
Less Often	15.38% 14
<b>Total</b>	<b>91</b>

### Q16 How useful do you find ESPON online tools for your work?

Answered: 91 Skipped: 217

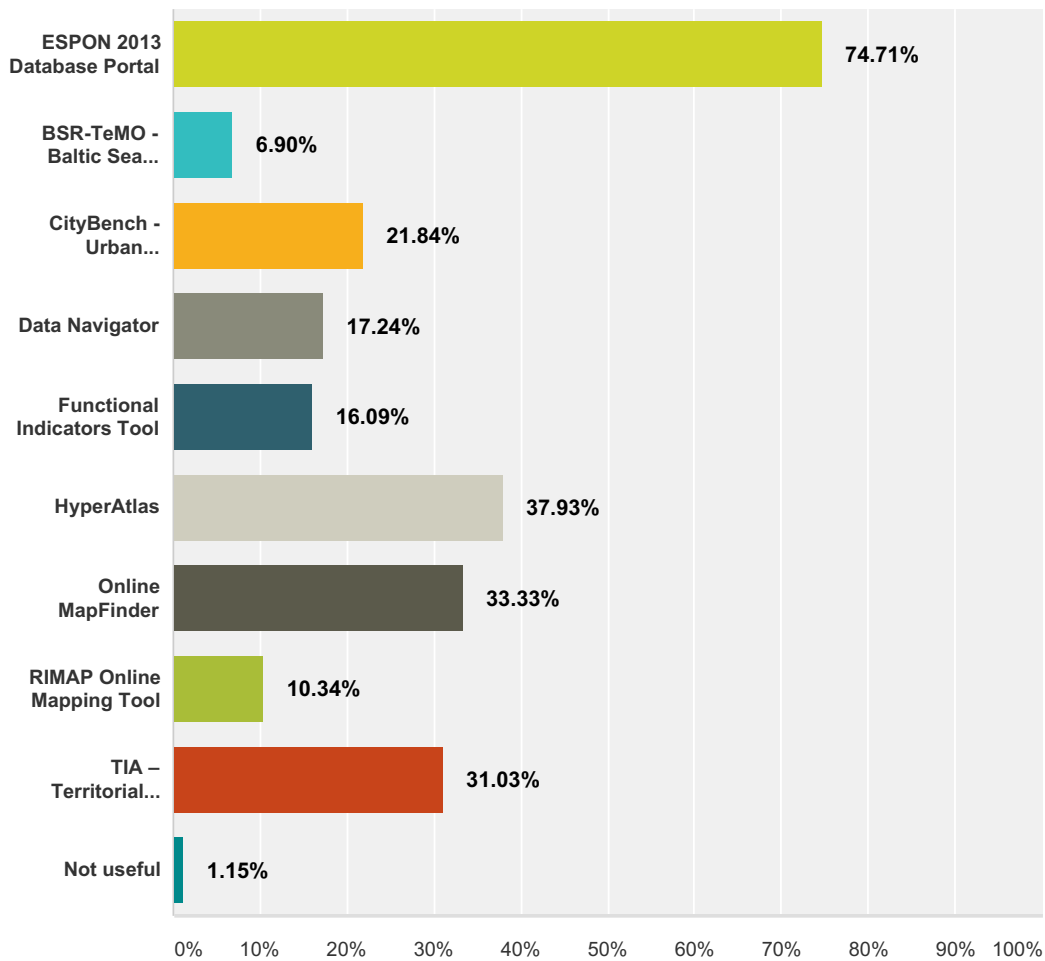


■ Very useful   
 ■ Somewhat useful   
 ■ Not very useful   
 ■ Not at all useful  
■ No opinion

	Very useful	Somewhat useful	Not very useful	Not at all useful	No opinion	Total	Weighted Average
(no label)	17.58% 16	68.13% 62	12.09% 11	0.00% 0	2.20% 2	91	3.06

### Q17 Which ESPON online tools have you found to be most useful for your work?

Answered: 87 Skipped: 221



Answer Choices	Responses
ESPON 2013 Database Portal	74.71% 65
BSR-TeMO - Baltic Sea Region Monitoring System	6.90% 6
CityBench - Urban Benchmarking	21.84% 19
Data Navigator	17.24% 15
Functional Indicators Tool	16.09% 14
HyperAtlas	37.93% 33
Online MapFinder	33.33% 29
RIMAP Online Mapping Tool	10.34% 9
TIA - Territorial Impact Assessment	31.03% 27

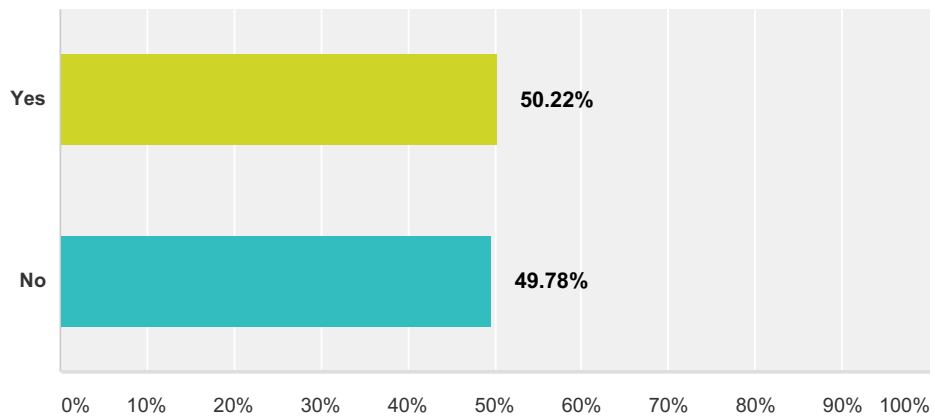
Not useful	1.15%	1
<b>Total Respondents: 87</b>		

**Q18 How would you recommend the  
ESPON 2020 Programme to improve the  
usefulness of ESPON online tools?  
(Optional)**

Answered: 25 Skipped: 283

### Q19 Have you ever attended or participated in an ESPON event?

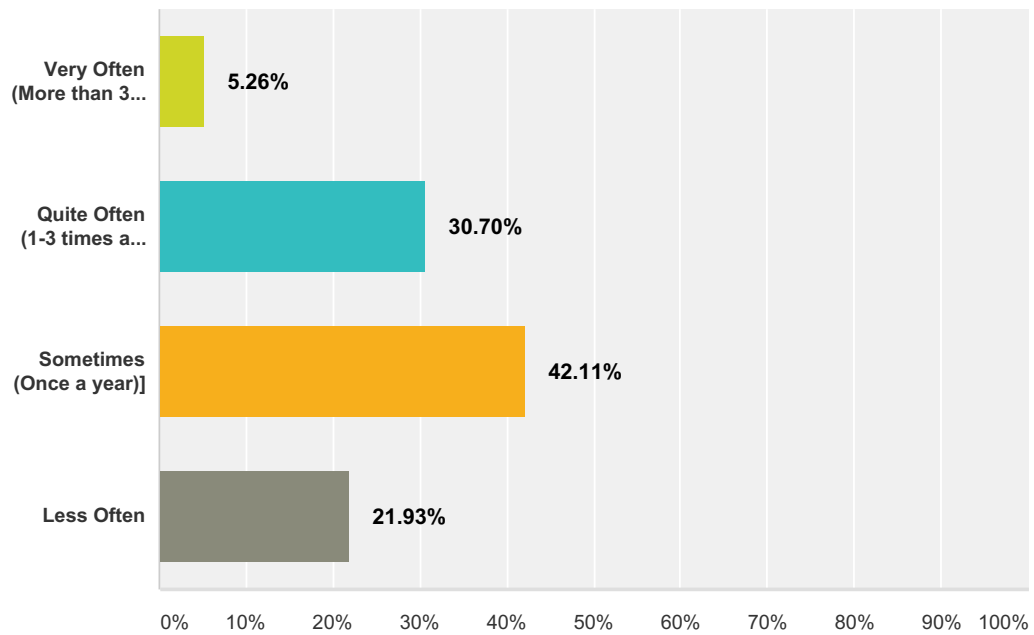
Answered: 223 Skipped: 85



Answer Choices	Responses
Yes	50.22% 112
No	49.78% 111
<b>Total</b>	<b>223</b>

### Q20 If yes, how often would you generally attend or participate in ESPON events?

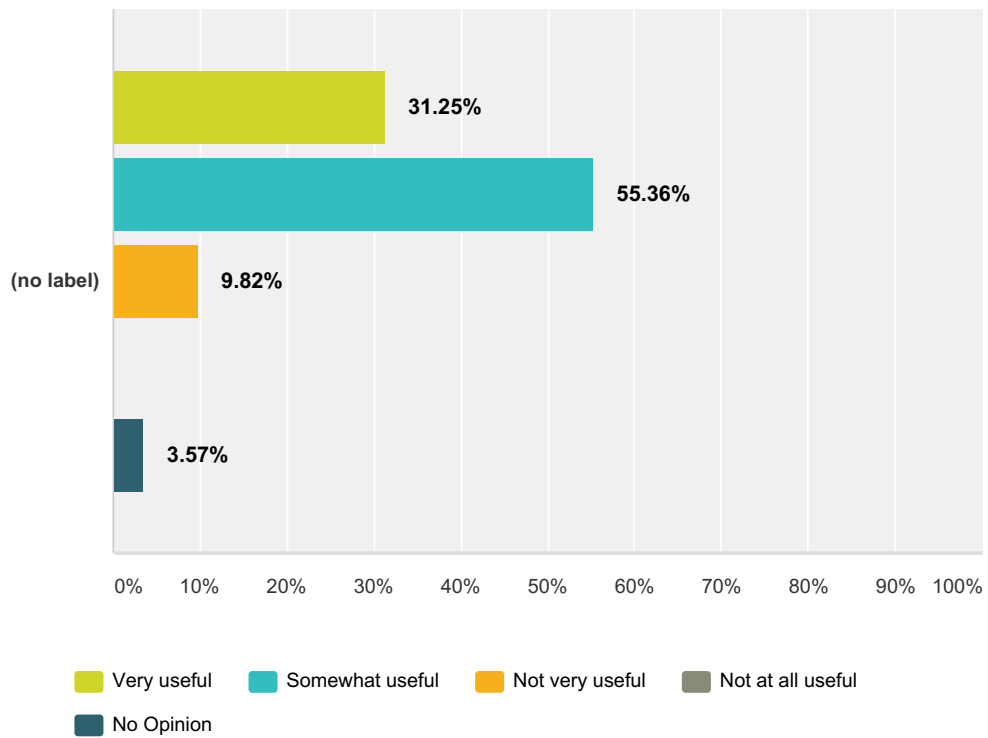
Answered: 114 Skipped: 194



Answer Choices	Responses	Count
Very Often (More than 3 times per year)	5.26%	6
Quite Often (1-3 times a year)	30.70%	35
Sometimes (Once a year]	42.11%	48
Less Often	21.93%	25
<b>Total</b>		<b>114</b>

### Q21 How useful do you find ESPON events for your work?

Answered: 112 Skipped: 196



	Very useful	Somewhat useful	Not very useful	Not at all useful	No Opinion	Total	Weighted Average
(no label)	31.25% 35	55.36% 62	9.82% 11	0.00% 0	3.57% 4	112	3.22

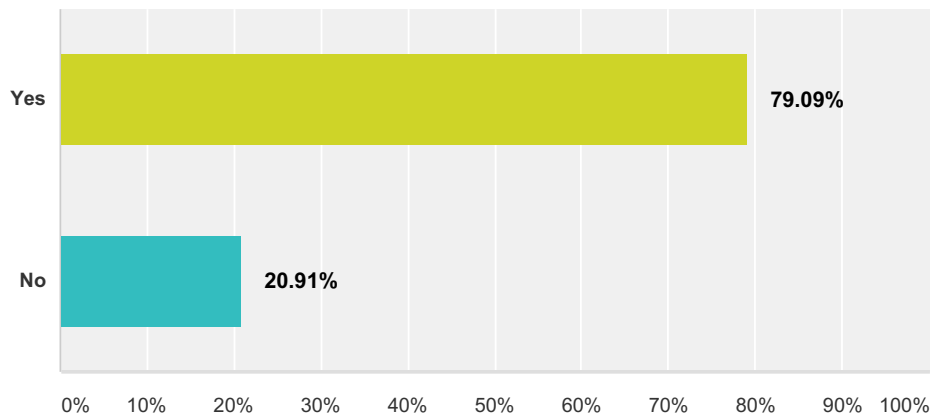


**Q22 How would you recommend the  
ESPON 2020 Programme to improve ESPON  
events? (Optional)**

Answered: 30 Skipped: 278

### Q23 Have you ever visited the ESPON website in the course of your work?

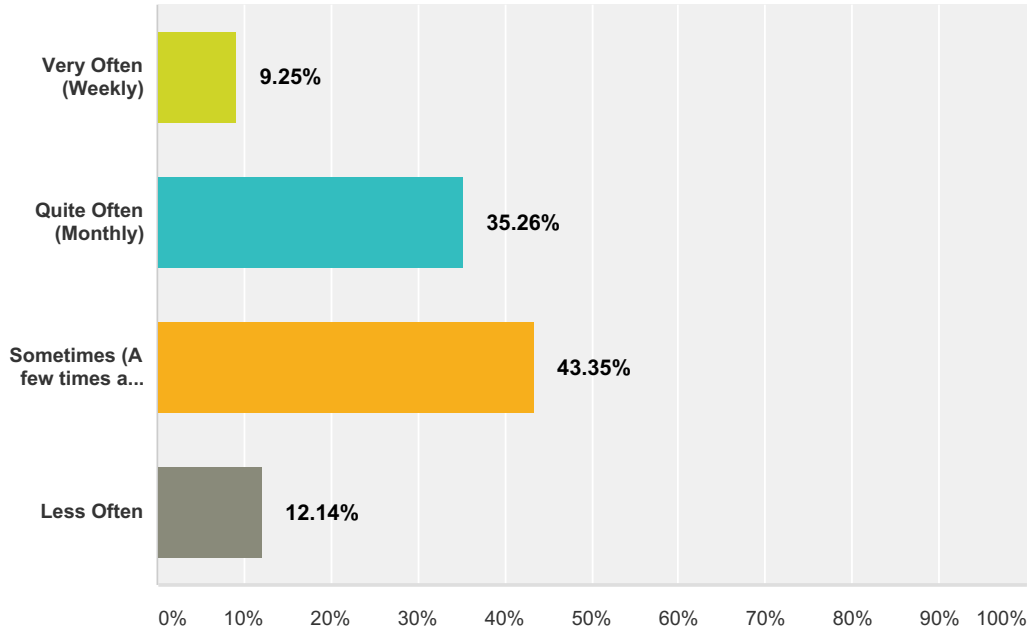
Answered: 220 Skipped: 88



Answer Choices	Responses
Yes	79.09% 174
No	20.91% 46
<b>Total</b>	<b>220</b>

### Q24 If yes, how often would you generally visit the ESPON website in the course of your work?

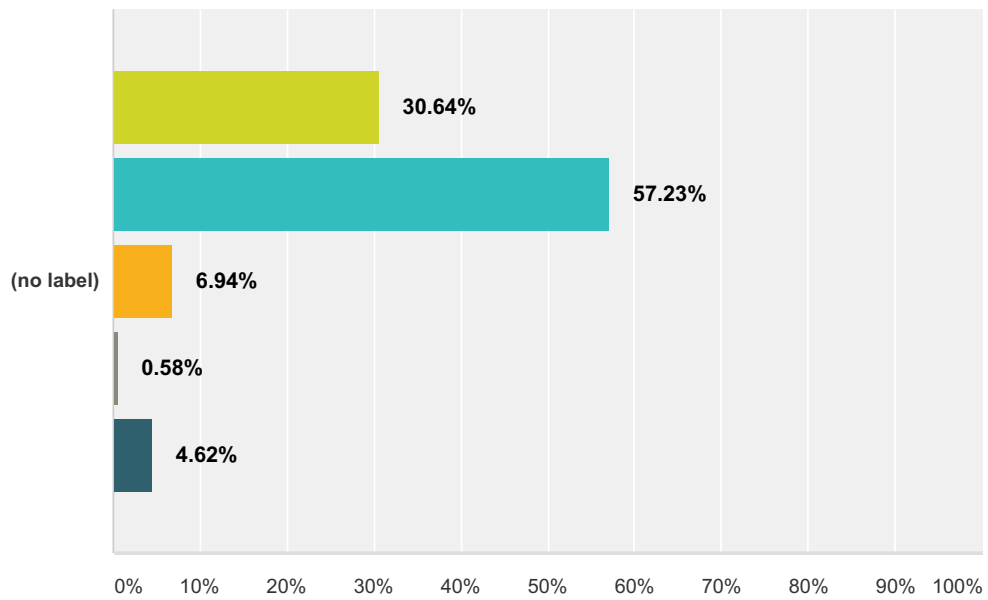
Answered: 173 Skipped: 135



Answer Choices	Responses
Very Often (Weekly)	9.25% 16
Quite Often (Monthly)	35.26% 61
Sometimes (A few times a yearly)	43.35% 75
Less Often	12.14% 21
<b>Total</b>	<b>173</b>

### Q25 How useful do you find the ESPON website for your work?

Answered: 173 Skipped: 135



■ Very useful   
 ■ Somewhat useful   
 ■ Not very useful   
 ■ Not at all useful  
■ No Opinion

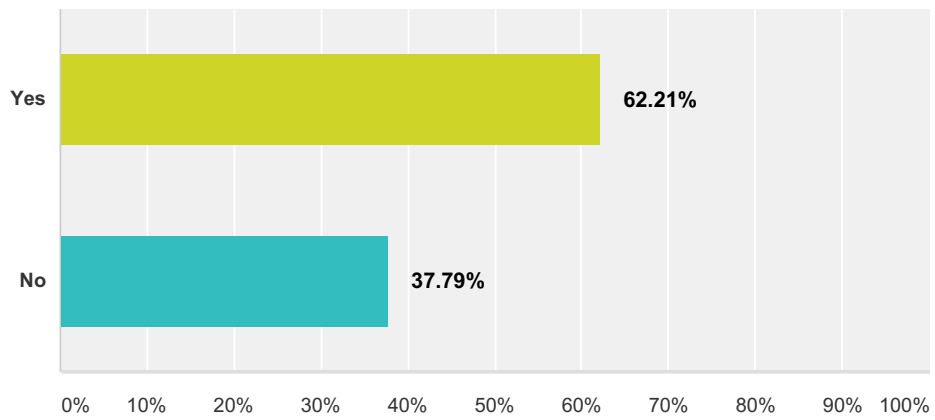
	Very useful	Somewhat useful	Not very useful	Not at all useful	No Opinion	Total	Weighted Average
(no label)	30.64% 53	57.23% 99	6.94% 12	0.58% 1	4.62% 8	173	3.24

**Q26 How would you recommend the  
ESPON 2020 Programme to improve the  
ESPON website? (Optional)**

Answered: 37 Skipped: 271

### Q27 Have you ever referred to an ESPON publication in the course of your work?

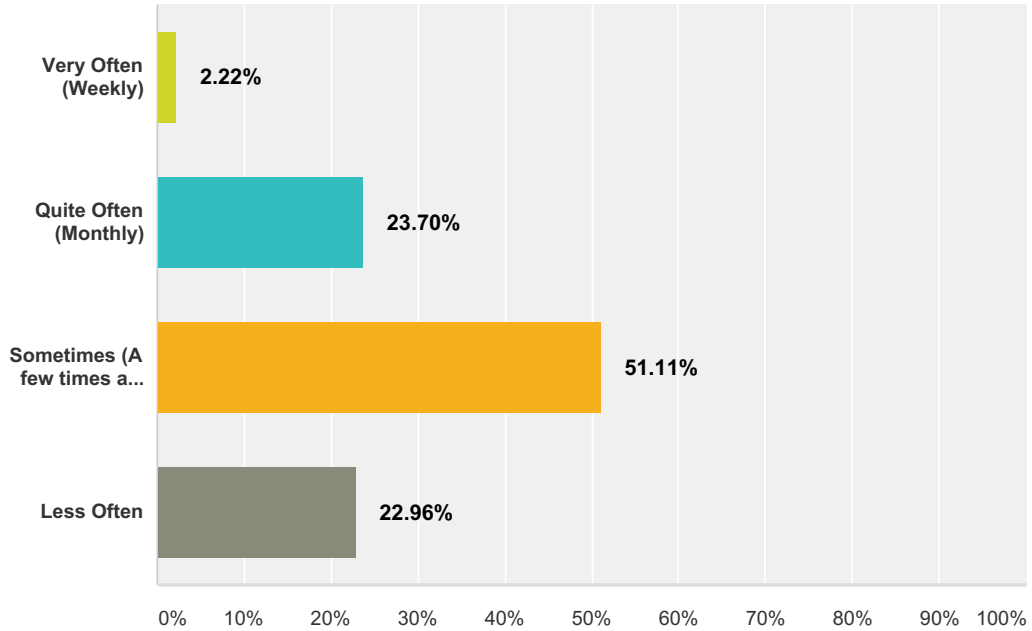
Answered: 217 Skipped: 91



Answer Choices	Responses
Yes	62.21% 135
No	37.79% 82
<b>Total</b>	<b>217</b>

### Q28 If yes, how often would you generally refer to ESPON publications in the course of your work?

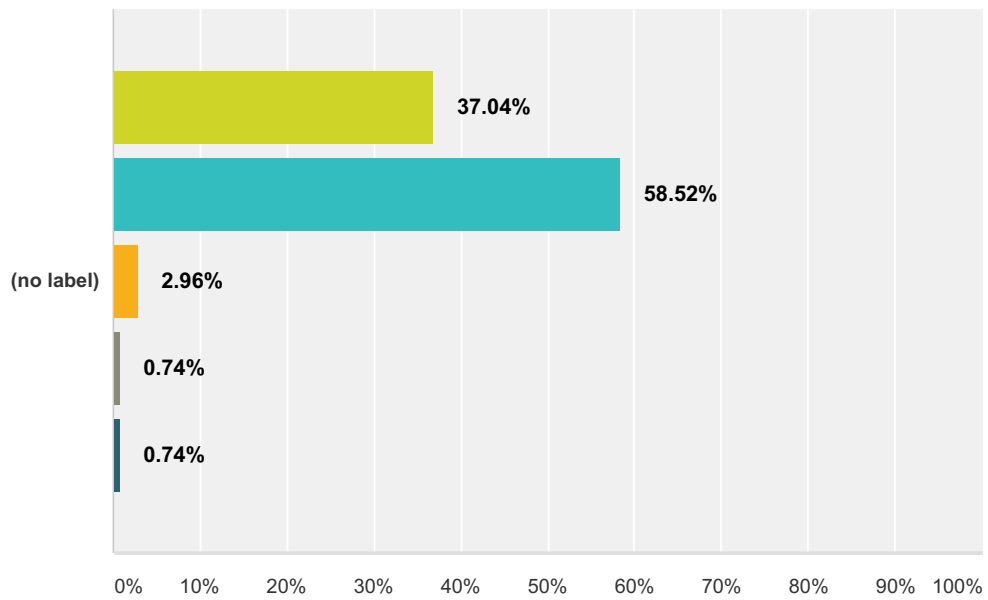
Answered: 135 Skipped: 173



Answer Choices	Responses
Very Often (Weekly)	2.22% 3
Quite Often (Monthly)	23.70% 32
Sometimes (A few times a year)	51.11% 69
Less Often	22.96% 31
<b>Total</b>	<b>135</b>

### Q29 How useful do you find ESPON publications for your work?

Answered: 135 Skipped: 173



■ Very useful   
 ■ Somewhat useful   
 ■ Not very useful   
 ■ Not at all useful  
■ No Opinion

	Very useful	Somewhat useful	Not very useful	Not at all useful	No Opinion	Total	Weighted Average
(no label)	37.04% 50	58.52% 79	2.96% 4	0.74% 1	0.74% 1	135	3.33

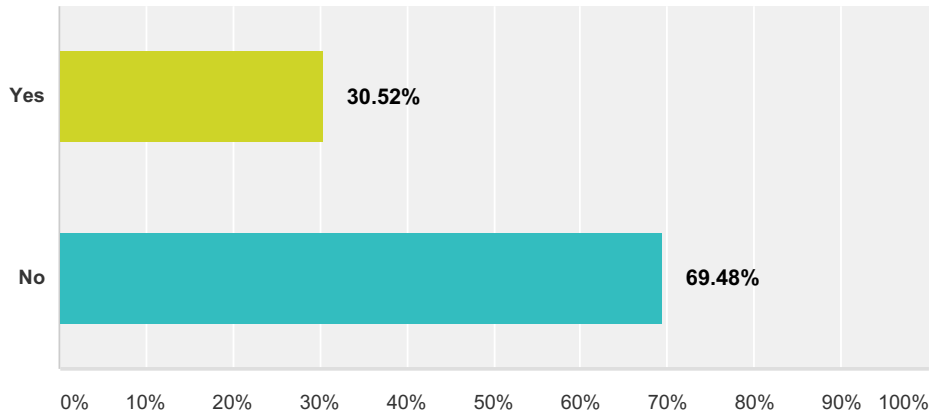


**Q30 How would you recommend the  
ESPON 2020 Programme to improve the  
usefulness of ESPON publications?  
(Optional)**

Answered: 24 Skipped: 284

**Q31 Have you ever tendered for, participated in or been involved as a beneficiary in an ESPON project or service contract?**

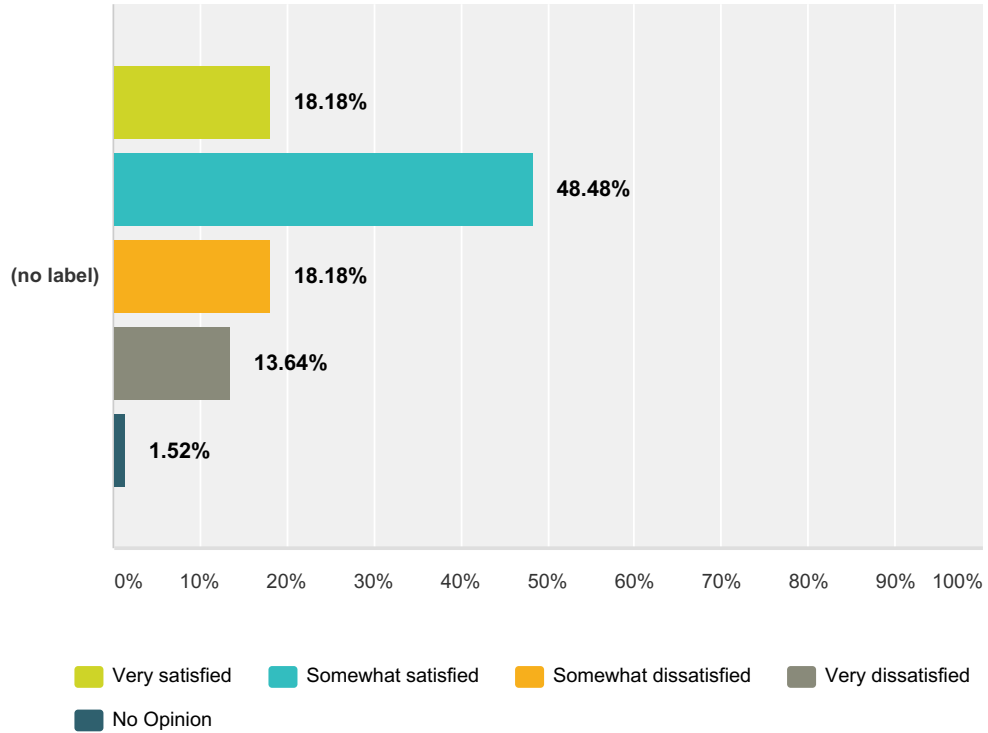
Answered: 213 Skipped: 95



Answer Choices	Responses
Yes	30.52% 65
No	69.48% 148
<b>Total</b>	<b>213</b>

**Q32 If yes, how satisfied were you with the administrative procedures? e.g. contracting, reporting, payment processing etc.**

Answered: 66 Skipped: 242



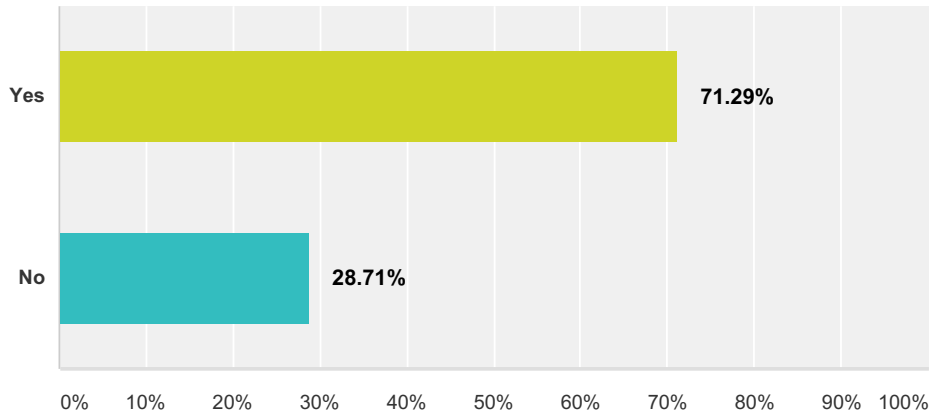
	Very satisfied	Somewhat satisfied	Somewhat dissatisfied	Very dissatisfied	No Opinion	Total	Weighted Average
(no label)	18.18% 12	48.48% 32	18.18% 12	13.64% 9	1.52% 1	66	2.72

**Q33 How would you recommend the  
ESPON 2020 Programme to improve the  
administrative procedures for future service  
providers and project teams? (Optional)**

Answered: 22 Skipped: 286

**Q34 Would you be happy to participate in future periodic surveys in order to help us monitor the results and performance of the ESPON 2020 programme?**

Answered: 209 Skipped: 99



Answer Choices	Responses	
Yes	71.29%	149
No	28.71%	60
<b>Total</b>		<b>209</b>

### Q35 If yes, please enter your details below

Answered: 140 Skipped: 168

Answer Choices	Responses	
Name	100.00%	140
Organisation	100.00%	140
Email Address	100.00%	140